TRAIL FORTRESS

BUILT FOR THE TRAIL. CHECKED FOR YOUR TRUCK.

Rough Country 99085 Installation Instructions

Bed Extender with T-Rail and MOLLE Panel

Part number: 99085

trailfortress.com/bed-extender-rough-country-99085

Scan for fitment, price and install help

ROUGH COUNTRY
SUSPENSION SYSTEMS®

921990850

BED EXTENDER

Thank you for choosing Rough Country for all your vehicle needs.

Please read instructions before beginning installation. Check the kit hardware against the kit contents shown below. Be sure you have all needed parts and know where they go.
If question exist, please call us @1-800-222-7023. We will be happy to answer any questions concerning this product.
Check all fasteners for proper torque. Check to ensure for adequate clearance between all components.
Periodically check all hardware for tightness.

Kit Contents:
4 - Extension Rail
2 - Support Bracket
1 - Cover Plate
1 - Backing Plate
1 - Pivot Mount and Hardware Box

Hardware Included:
12 - 8mm Nut Plate
24 - 8mm x 16mm Button Head Bolt
2 - 8mm x 20mm Socket Head Bolt
24 - 5/16” Nylon Washer
2 - Pivot Bushing

Tools Required:
Phillips Screwdriver
Allen Wrench (Supplied)
Drill Motor
9/64” Drill
Center Punch



Torque Specs:

Size	Grade 5	Grade 8	Size	Class 8.8	Class 10.9
5/16”	15 ft/lbs	20ft/lbs	6MM	5ft/lbs	9ft/lbs
3/8”	30 ft/lbs	35ft/lbs	8MM	18ft/lbs	23ft/lbs
7/16”	45 ft/lbs	60ft/lbs	10MM	32ft/lbs	45ft/lbs
1/2”	65 ft/lbs	90ft/lbs	12MM	55ft/lbs	75ft/lbs
9/16”	95 ft/lbs	130ft/lbs	14MM	85ft/lbs	120ft/lbs
5/8”	135ft/lbs	175ft/lbs	16MM	130ft/lbs	165ft/lbs
3/4”	185ft/lbs	280ft/lbs	18MM	170ft/lbs	240ft/lbs

RC ROUGH COUNTRY

INSTALLATION INSTRUCTONS

1. Loosely assemble the cover plate using the supplied 8mm button head bolts, nylon washers, and nut plate. **See Photo 1.**
2. Loosely assemble the backing plate using the supplied 8mm button head bolts, nylon washers, and nut plate. **See Photo 2.**





3. Assemble the four rails with the previously assembled cover plate by sliding the nut plates into the outermost slot of the rail. **See Photo 3.**
4. Attach the backing plate to the other side of the rails using the same method as attaching the cover plate. **See Photo 4.**





5. With the backing plate and covering plate installed, use a 5mm Allen wrench to tighten.
6. Assemble the two support brackets using the supplied 8mm button head bolts, nylon washers, and nut plates as shown in **Photo 5.**
7. Slide the support brackets on the end of the rails and tighten with a 5mm Allen wrench. **See Photo 6.**





8. Install the rubber feet as shown in **Photo 7.**
9. Attach the strap on each of the top rails and install the endcaps. **See Photo 8.**





10. Attach the pivot mount to the support brackets using a 13mm wrench and the supplied Allen wrench. **See Photo 9.**
11. Place supplied template on the bed of the truck and mark the hole locations with a paint pen or center punch. Repeat for other side. **See Photo 10.**



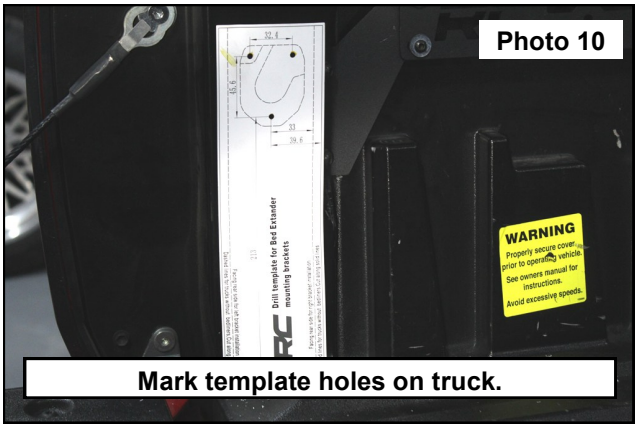

12. Install the pivot mount using the screws provided in the hardware box. Repeat for other side.
13. Place the bed extension in the mounts as shown in **Photo 11.** With bed extender installed, adjust the width as needed and tighten hardware with a 5mm Allen wrench. Install supplied retaining pin.
14. Place the elastic straps with bushing into the tailgate latch and tighten the straps as needed.
15. If the bushing does not fit, the kit comes with two other size bushings in the hardware box. Use the one appropriate for your truck. Assembly is shown below. **See Photo 12.**



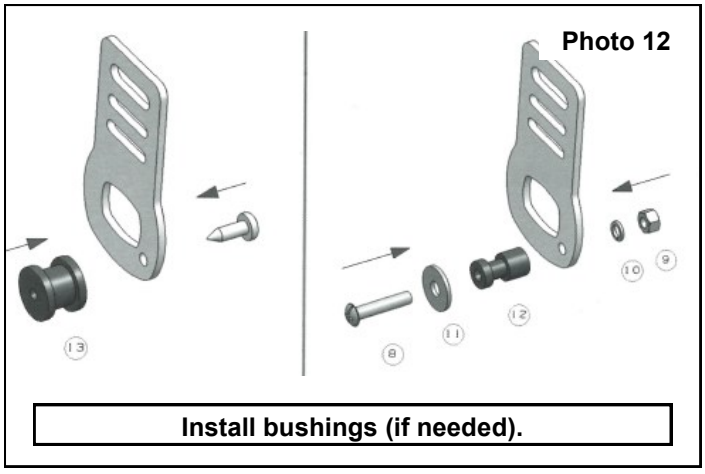

By purchasing any item sold by Rough Country, LLC, the buyer expressly warrants that he/she is in compliance with all applicable, State, and Local laws and regulations regarding the purchase, ownership, and use of the item. It shall be the buyers responsibility to comply with all Federal, State and Local laws governing the sales of any items listed, illustrated or sold. The buyer expressly agrees to indemnify and hold harmless Rough Country, LLC for all claims resulting directly or indirectly from the purchase, ownership, or use of the items.

trailfortress.com/bed-extender-rough-country-99085