Rough Country 99066 Installation Instructions

Rubber MOLLE Clamp Kit for Objects Up to 15 Inches

Part number: 99066

trailfortress.com/rubber-molle-clamp-kit-objects-up-to-15-inches-rough-country-99066

Scan for fitment, price and install help

ROUGH COUNTRY SUSPENSION SYSTEMS®

Rubber Molle Panel Clamp Kit | Universal | Up to 15” | 2 clamp sets

Thank you for choosing Rough Country for all your vehicle needs.

Please read instructions before beginning installation. Check the kit hardware against the kit contents shown below. Be sure you have all needed parts and know where they go.
If question exist, please call us @1-800-222-7023. We will be happy to answer any questions concerning this product.
Check all fasteners for proper torque. Check to ensure for adequate clearance between all components.
Periodically check all hardware for tightness.



SKU:	Tools Needed:	Torque Specs:
99066	4mm Allen Wrench	Hand Tighten

INSTALLATION INSTRUCTIONS

1. Install clip nut(s) onto backing plate(s). Be sure threaded stud on clip nut is facing same direction as the tab of the backing plate. **See Photo 1**.
2. Using provided hardware, add a washer to the 6mm x 30mm bolt and insert through the clamp then through the molle panel in desired mounting location. **See photo 2.**

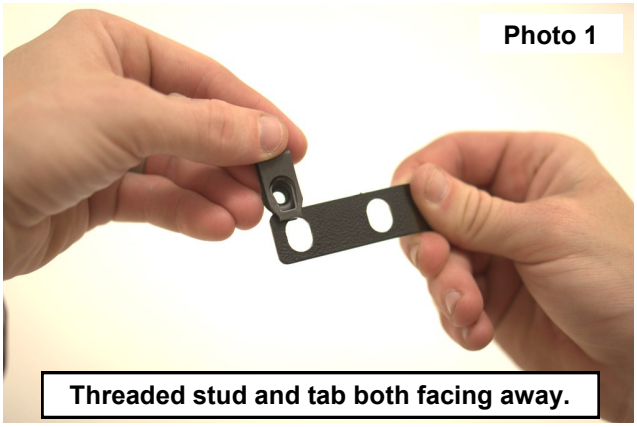



3. Insert bolt through the flat side of the clip nut. Be sure threaded stud on clip nut and tab on backing plate are facing away from the molle panel. **See Photo 3**.
4. Tighten bolt using a 4mm Allen wrench. Do not over tighten. **See Photo 4. NOTE: Arrow at base of ladder strap must point towards jaw strap.**







By purchasing any item sold by Rough Country, LLC, the buyer expressly warrants that he/she is in compliance with all applicable, State, and Local laws and regulations regarding the purchase, ownership, and use of the item. It shall be the buyers responsibility to comply with all Federal, State and Local laws governing the sales of any items listed, illustrated or sold. The buyer expressly agrees to indemnify and hold harmless Rough Country, LLC for all claims resulting directly or indirectly from the purchase, ownership, or use of the items.