TRAIL FORTRESS

BUILT FOR THE TRAIL. CHECKED FOR YOUR TRUCK.

Rough Country 99015 Installation Instructions

Portable Battery Jumper and Air Compressor, 1000 Amp Peak

Part number: 99015

trailfortress.com/portable-battery-jumper-and-air-compressor-1000-amp-peak-rough-country-99015

Scan for fitment, price and install help

ROUGH COUNTRY

PORTABLE BATTERY JUMPER AND AIR COMPRESSOR COMBO





BATTERY BOOSTER SPECIFICATIONS

- **Starting Current:** 500 amps
- **Peak Current:** 1000 amps
- **Battery Capacity:** 18000 mAh
- **Charging Time:** 3 - 4 hours
- **Battery Lifespan:** 1000 Cycles
- **Ports:** 2 USB / DC / Jumper and Compressor Input
- **Output Specs:** USB - 5v/2.1A*1 / DC - 12v/16v/19v-3.5A
- **Input:** CC/CV 15v 1A
- **Flashlight:** 100 Lumens
- **Battery Jumper Dimensions:** 6.25(W) x 3(D) x 1.25(H) inches
- **Temp Range:** -4°F to 158°F



trailfortress.com/portable-battery-jumper-and-air-compressor-1000-amp-peak-rou

Thank you for choosing Rough Country!
Please read instructions before using this product.
For questions or concerns, please call 1-800-222-7023 or visit roughcountry.com.

SAFETY INFORMATION

- ONLY use this product on 12v gas engines up to 6.2L and diesel engines up to 3.0L.
- DO NOT attempt to use this product if it has been damaged in any way.
- DO NOT burn or incinerate this product. May explode or generate toxic fumes and other harmful chemicals, causing serious injury or death.
- DO NOT disassemble this product. May result in fire, electric shock or exposure to battery chemicals.
- DO NOT insert metal or any foreign objects into input or output ports. This may short circuit the device and cause serious injury or fire.
- ALWAYS store and recharge this product in cool, dry and well ventilated areas away from corrosive, flammable or explosive materials.
- DO NOT expose this product to extreme environments with high temperature and humidity.
- Never jump start a frozen battery
- DO NOT use this product on a vehicle if the battery has been removed.
- ALWAYS keep this product away from children.
- DO NOT allow contact between metal teeth of red clamp and metal teeth of black clamp.
- ALWAYS charge this product at least once a month to extend battery life.

By purchasing any item sold by Rough Country, LLC, the buyer expressly warrants that he/she is in compliance with all applicable, state and local laws and regulations regarding the purchase, ownership and use of the item. It shall be the buyers responsibility to comply with all Federal, State and Local laws governing the sales of any items listed, illustrated or sold. The buyer expressly agrees to indemnify and hold harmless Rough Country, LLC for all claims resulting directly or indirectly from the purchase, owner- ship or use of the item.

trailfortress.com/portable-battery-jumper-and-air-compressor-1000-amp-peak-rou

PACKAGE CONTENTS

1. Air Compressor
2. Air Compressor Tips
3. Jumper Cables
4. Battery Booster
5. DC Power Adapter
6. DC Power Adapter Tips
7. Car Charger
8. USB Adapter
9. Wall Charger



NOTIFICATIONS

Reverse Polarity Connection: Solid red LED with fast 2 short beeps.
Short Circuit Protection: Solid red LED with long beeps (3.3hz)
Overheating Protection: Solid red LED with long beeps (2hz)
Over-discharge Protection: Solid red LED with fast 2 short beeps.
Green/Red LED Flashing: Searching for status connection.
Green LED: Correct connection after single beep.

trailfortress.com/portable-battery-jumper-and-air-compressor-1000-amp-peak-rou

JUMP STARTING YOUR VEHICLE

Please read vehicle owners manual before attempting to jump start your vehicle and ensure no specific steps are required.

DO NOT crank the engine for more than 4 continuous seconds while the unit is connected to the battery.

Step one:



Ensure power level is ≥ 30%

Step two:

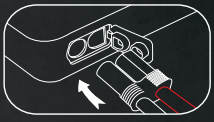

Insert battery clamps to jump starter socket

Step Three:

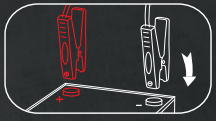

Connect red clamp to battery positive(+) post and black clamp to negative(-) post.

Step four:



Start engine

trailfortress.com/portable-battery-jumper-and-air-compressor-1000-amp-peak-rou

CONNECTING DEVICES TO USB PORT

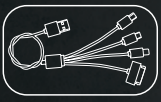

Choose suitable connection for your device.

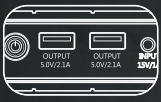

Insert USB connector into 5.0V/2.1A USB Port.



Connect selected phone connector to phone jack.



Toggle switch to "on" position, then short press power button.

CONNECTING DEVICES TO DC PORT



Choose suitable connector for your device and connect to supplied DC power adapter

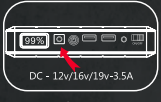

Insert DC adapter into DC - 12v/16v/19v-3.5A port.



Connect selected connector into device's power jack.



Toggle switch to "on" position, then short press power button.

CHARGING JUMPER



Insert charging adapter into 15V/1A input.



Plug charging adapter into 220V/110V socket



Display will illuminate charging status

FLASHLIGHT OPERATION

Long press power button for 3 seconds to power on flashlight. Once flashlight is powered on, short press power button one time to toggle S.O.S. mode. Short press power button three times to toggle strobe function. Short press power button four times to power off flashlight.



TROUBLE SHOOTING

If no response when pressing power button, the low voltage protector may be activated. Connect the unit with wall or car charger to deactivate protection.

If unit shuts down when charging multiple electronic devices, the over-current protector may be activated. Charge the devices separately using different USB outlets, but keep total output current within 3.5A.

All homogeneous material's hazardous substances (Pb, Hg, Cd, Cr(Vi), PBB, and PBD) are below the MCV limit specified in the Standard 2002/95/EC(RoHs).

trailfortress.com/portable-battery-jumper-and-air-compressor-1000-amp-peak-rou

WARRANTY INFORMATION

We offer a limited warranty for this product against any defects in material and workmanship for a period of 12 months from the date of purchase by the end user/consumer. The conditions of the warranty are as follows:

- Warranty is only valid upon presentation of the original receipt by the original purchaser to be repaired or replaced.
- Warranty is void if the serial number, date of purchase and label has been removed.
- Warranty does not cover damage or product failure resulting from normal wear and tear, physical abuse, improper installation, misuse, modification or repairs by unauthorized third parties.
- We do not assume responsibility for any loss or damaged incurred during shipment or as a result of force measure.
- We are not liable for any incidental or consequential damages arising from the use or misuse of this product.
- All warranty claims are limited to repair or replacement of the defective product and at the sole discretion of us.
- If we repair or replace the product, the product will be covered for the remaining time of the original warranty period. Repair or replacement may involve the use of reconditioned units which are equivalent in function.

trailfortress.com/portable-battery-jumper-and-air-compressor-1000-amp-peak-rou