TRAIL FORTRESS

BUILT FOR THE TRAIL. CHECKED FOR YOUR TRUCK.

Rough Country 97090 Installation Instructions

AX3 Axle Boot for Can-Am Defender HD10 (Axle 97086)

Part number: 97090

trailfortress.com/ax3-axle-boot-can-am-defender-hd10-axle-97086-rough-country-97090

Scan for fitment, price and install help



Replacement Axles Boot Kit

Thank you for choosing Rough Country for all your vehicle needs.

Please read instructions before beginning installation. Check the kit hardware against the kit contents shown below. Be sure you have all needed parts and know where they go.
If question exist, please call us @1-800-222-7023. We will be happy to answer any questions concerning this product.
Check all fasteners for proper torque. Check to ensure for adequate clearance between all components.
Periodically check all hardware for tightness.

KIT CONTENTS:
Outer Boot x1
Outer Clamps x2
Inner Boot x1
Inner Clamps x2
Clip x1
Grease Bag x1

TOOLS NEEDED:
Snap Ring Pliers
Hose Clamp Pliers
Hammer
Snips

Front



Rear



INSTALLATION INSTRUCTIONS

1. Cut the old boot off the axle using snips. **See Photo 1**.
2. Remove the snap ring from the axle. **See Photo 2** and **Photo 3**.





3. Disassemble the cage from the housing. **See Photo 4**.





4. Remove snap ring from inner race. **See Photo 5**.
5. Remove inner race from axle using a hammer. **See Photo 6**.

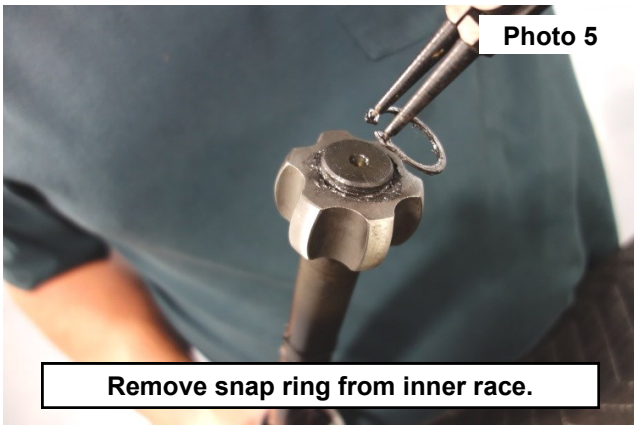



6. Install the new boot on the axle. **See Photo 7**.
7. Install the cage and inner race. **See Photo 8**.





8. Reinstall snap ring into inner race. **See Photo 9**.
9. Install the balls in the cage. **See Photo 10**.





10. Slide housing over the cage and balls. **See Photo 11**.
11. Reinstall snap ring in housing. **See Photo 12**.





12. Pour lubricant into boot. **See Photo 13**.
13. Slide the boot over the housing and secure with the large clamps using hose clamp pliers. **See Photo 14**.





14. Secure the other side of the boot with the small clamp using hose clamp pliers. **See Photo 15**.



By purchasing any item sold by Rough Country, LLC, the buyer expressly warrants that he/she is in compliance with all applicable, State, and Local laws and regulations regarding the purchase, ownership, and use of the item. It shall be the buyers responsibility to comply with all Federal, State and Local laws governing the sales of any items listed, illustrated or sold. The buyer expressly agrees to indemnify and hold harmless Rough Country, LLC for all claims resulting directly or indirectly from the purchase, ownership, or use of the items.