TRAIL FORTRESS

BUILT FOR THE TRAIL. CHECKED FOR YOUR TRUCK.

Rough Country 95000 Installation Instructions

TR2 Running Boards for Toyota Tundra 4WD (2022-2025)

Part number: 95000

trailfortress.com/rough-country-tr2-running-boards-95000

Scan for fitment, price and install help

ROUGH COUNTRY

921950000

TOYOTA 22 UP TUNDRA CREW CAB TR2 RUNNING BOARD

Thank you for choosing Rough Country for all your vehicle needs.

Please read instructions before beginning installation. Check the kit hardware against the kit contents shown below. Be sure you have all needed parts and know where they go.
If question's exist, please call us @1-800-222-7023. We will be happy to answer any questions concerning this product.
Check all fasteners for proper torque. Check to ensure adequate clearance between all components.
Periodically check all hardware for tightness.

Kit Contents:

1- DR Step
1- PASS Step
2- Front Brackets
6- Mid/Rear Brackets

Tools Needed:

10mm wrench or socket

Hardware Included:

16- 8mm 1.25 x 28mm bolt
16- 8mm 1.25 x 35mm bolt

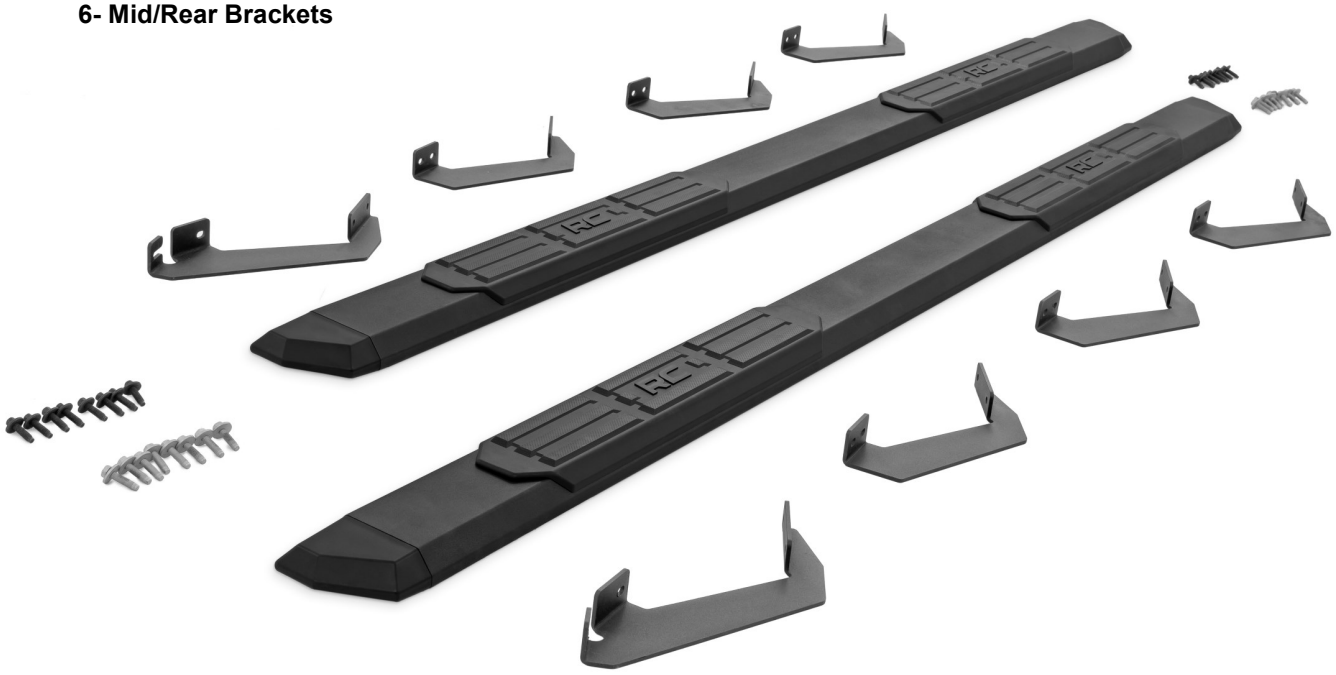

Torque Specs:

Size	Grade 5	Grade 8	Size	Class 8.8	Class 10.9
5/16"	15 ft/lbs	20ft/lbs	6MM	5ft/lbs	9ft/lbs
3/8"	30 ft/lbs	35ft/lbs	8MM	18ft/lbs	23ft/lbs
7/16"	45 ft/lbs	60ft/lbs	10MM	32ft/lbs	45ft/lbs
1/2"	65 ft/lbs	90ft/lbs	12MM	55ft/lbs	75ft/lbs
9/16"	95 ft/lbs	130ft/lbs	14MM	85ft/lbs	120ft/lbs
5/8"	135ft/lbs	175ft/lbs	16MM	130ft/lbs	165ft/lbs
3/4"	185ft/lbs	280ft/lbs	18MM	170ft/lbs	240ft/lbs

INSTALLATION INSTRUCTIONS

1. Flip step and using the 8mm x 28mm bolts and flat washers, loosely assemble the mount brackets to the step. **Note: Middle and rear mount brackets are solid and pictured in Photo 1. Front mount brackets are divided and pictured in Photo 2.**





2. When all brackets are mounted to step, align step to vehicle. **See Photo 3.**
3. Start 8mm x 35mm and flat washer in front mount location. Hang assembly onto bolt over slot in front mount bracket and loosely attach step to vehicle using remaining bolts beginning at the rear. **See Photo 4 and Photo 5.**





4. After assembly is attached to vehicle, using a 10mm socket, tighten all hardware. **See Photo 6.**





By purchasing any item sold by Rough Country, LLC, the buyer expressly warrants that he/she is in compliance with all applicable, State, and Local laws and regulations regarding the purchase, ownership, and use of the item. It shall be the buyer's responsibility to comply with all Federal, State and Local laws governing the sales of any items listed, illustrated or sold. The buyer expressly agrees to indemnify and hold harmless Rough Country, LLC for all claims resulting directly or indirectly from the purchase, ownership, or use of the items.