Rough Country 93211 Installation Instructions

93211

Part number: 93211

trailfortress.com/rough-country-inner-fender-guards-polaris-ranger-xp-1000-93211

Scan for fitment, price and install help

ROUGH COUNTRY
SUSPENSION SYSTEMS®

921932110

Polaris Ranger Inner Fender Guards

Thank you for choosing Rough Country for all your vehicle needs.

Please read instructions before beginning installation. Check the kit hardware against the kit contents shown below. Be sure you have all needed parts and know where they go.
If question exist, please call us @1-800-222-7023. We will be happy to answer any questions concerning this product.
Check all fasteners for proper torque. Check to ensure for adequate clearance between all components.
Check and retighten wheels at 50 miles and again at 500 miles. Periodically check all hardware for tightness.

KIT CONTENTS:

1 DR Ranger Inner Fender Guard
1 PASS Ranger Inner Fender Guard

TOOLS NEEDED:

17/64 Drill bit
5/16 Drill bit
Motor
1/2 Socket or Wrench

HARDWARE INCLUDED:

4x .3125-18 x 1” Self Tapping
8x 7.9mm Nylon Push Pins



Torque Specs:

Size	Grade 5	Grade 8	Size	Class 8.8	Class 10.9
5/16”	15 ft/lbs	20ft/lbs	6MM	5ft/lbs	9ft/lbs
3/8”	30 ft/lbs	35ft/lbs	8MM	18ft/lbs	23ft/lbs
7/16”	45 ft/lbs	60ft/lbs	10MM	32ft/lbs	45ft/lbs
1/2”	65 ft/lbs	90ft/lbs	12MM	55ft/lbs	75ft/lbs
9/16”	95 ft/lbs	130ft/lbs	14MM	85ft/lbs	120ft/lbs
5/8”	135ft/lbs	175ft/lbs	16MM	130ft/lbs	165ft/lbs
3/4”	185ft/lbs	280ft/lbs	18MM	170ft/lbs	240ft/lbs

INSTALLATION INSTRUCTONS

1. Insert guard between trim and frame aligning guard with edge of inner fender. See Photo 1.
2. Using the 5/16 bit and motor, drill holes in the frame where all holes are located on guard above the trim. See Photo 2.





3. Insert nylon push pins in all holes and push until flush. See Photos 3 & 4.





4. With a 17/64 bit and motor, drill holes through trim that correspond with holes on the guard. See Photo 5.
5. Using 2 of the self tapping bolts, start the bolts in holes. See Photo 6.





6. Using 1/2 socket or wrench, tighten bolts. See Photo 7.
7. Repeat process for DR side. See Photo 8.





By purchasing any item sold by Rough Country, LLC, the buyer expressly warrants that he/she is in compliance with all applicable, State, and Local laws and regulations regarding the purchase, ownership, and use of the item. It shall be the buyers responsibility to comply with all Federal, State and Local laws governing the sales of any items listed, illustrated or sold. The buyer expressly agrees to indemnify and hold harmless Rough Country, LLC for all claims resulting directly or indirectly from the purchase, ownership, or use of the items.