TRAIL FORTRESS

BUILT FOR THE TRAIL. CHECKED FOR YOUR TRUCK.

# Rough Country 55005 Installation Instructions

Multi-Color LED Running Boards for Ford F-150 Crew Cab (15-24)

Part number: 55005

trailfortress.com/rough-country-multi-color-led-running-boards-55005

Scan for fitment, price and install help

# Rough Country Bluetooth Step App Instructions

**Thank you for choosing Rough Country for all your vehicle needs.**

Please read instructions before use to familiarize yourself with the functions and features of the app for your Rough Country Bluetooth Steps. If question exist, please call us @1-800-222-7023. We will be happy to answer any questions concerning this product. App is available for download and intended for use with both IOS and Android devices.

RC light Step

## App Instructions

1. Download the app from the appropriate platform for your device. The RC app name is “RC light Step”.
2. Open the app.
3. First time user login screen will display.
4. Click Agree to accept.




Click Agree to accept and proceed to the next step



5. Make sure Bluetooth is enabled on your device.
6. In app click “Add Device” of device and scan for the RC light Step. Bluetooth name is RC light step.
7. When located select “Connect”.
8. Pair with password “123456” for first time use. **Note.** The passcode can be changed in the settings of the app.

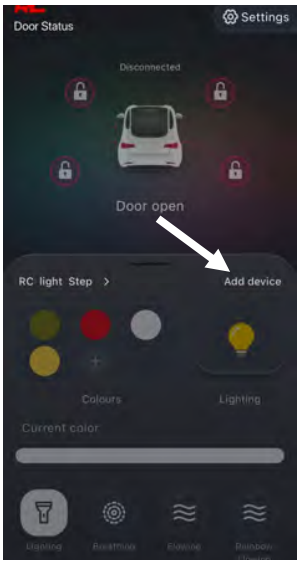


Select Add Device




Select Device




Key in Temporary Password

9. After connecting to the steps the “Connected Successfully” message will appear.
10. Go to “Settings” and the password can be changed in this location if desired. Go back to the main screen.
11. On this screen you will notice the icons will show when a door is open or closed. Unlocked is open and locked is closed.

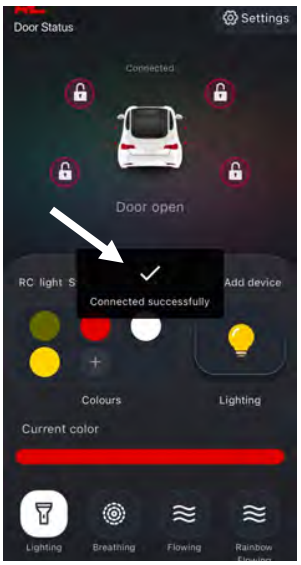


Connection Successful




Revise Password if needed

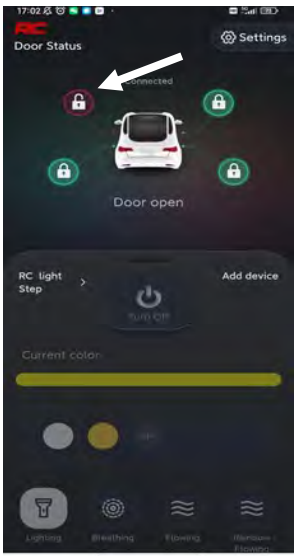


Icons shown

12. The step lights can be manually turned on at any time even when the doors are closed if desired by selecting the Bulb icon.
13. To add custom colors to the favorites, click the “+” symbol on the Color section. Select the desired color and select “Save” at the bottom of the screen. **Note:** 5 presets can be saved. If another color is desired simply select that color on the color wheel but be advised the newly selected color will replace one of the previously selected colors.

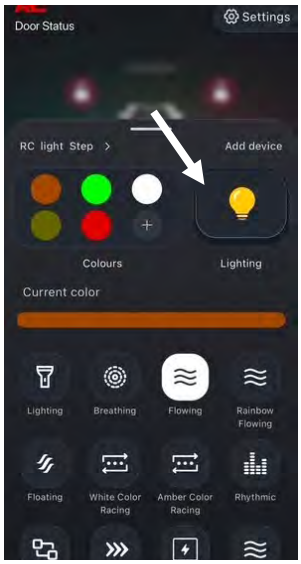

Select the “Bulb” icon to select a color



Select Color

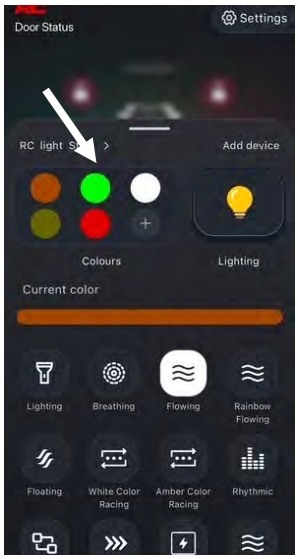

Color will be saved to favorites

14. Step LED color can be changed by simply selecting that color on the favorites. **Note:** The 1st three icons will accommodate the custom color selected. The other presets are pre-programmed with various other colors.
15. In addition to a custom color option, 11 other presets can be selected. Select different options for different effects.
16. The device name can also be changed to personalize the name of the steps. Revise name and select “Save”. The revised name will be displayed on the App Home page
17. When the step lights are turned on manually by selecting the “Bulb” icon, the on time can also be changed from 1 second to 10 minutes on the settings screen to allow the step lights to remain on after exiting the vehicle. Select the desired timer on the settings page and select save.

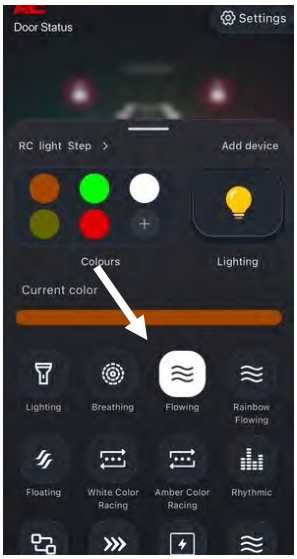

Preset Effects



Change Step Name



Name will be displayed

18. Periodically updates to the app occur and this can be performed by clicking “Update” on the Settings Screen.

By purchasing any item sold by Rough Country, LLC, the buyer expressly warrants that he/she is in compliance with all applicable, State, and Local laws and regulations regarding the purchase, ownership, and use of the item. It shall be the buyers responsibility to comply with all Federal, State and Local laws governing the sales of any items listed, illustrated or sold. The buyer expressly agrees to indemnify and hold harmless Rough Country, LLC for all claims resulting directly or indirectly from the purchase, ownership, or use of the items.