TRAIL FORTRESS

BUILT FOR THE TRAIL. CHECKED FOR YOUR TRUCK.

Rough Country 51137 Installation Instructions

Light Bar Mount with 6.5-Inch Halo LEDs for Ford Bronco 4WD

Part number: 51137

trailfortress.com/rough-country-light-bar-mount-51137

Scan for fitment, price and install help

ROUGH COUNTRY
SUSPENSION SYSTEMS®

21 & Up Bronco Modular Bumper Light Bar Mount

Thank you for choosing Rough Country for all of your suspension needs.

Rough Country recommends that a certified technician install this system. In addition to these instructions, professional knowledge of disassemble/reassembly procedures as well as post installation checks must be known. Attempts to install this system without this knowledge and expertise may jeopardize the integrity and/or operating safety of the vehicle. Please read all the instructions before beginning the installation. Check the kit hardware against the ''Kit Contents'' list below. If question exist, please call us @1-800-222-7023. We will be happy to answer any questions concerning this product. Check all fasteners for proper torque. Check to ensure for adequate clearance between all components. Check and retighten wheels at 50 miles and again at 500 miles. Periodically check all hardware for tightness. Be sure you have all the needed parts and understand where they go. Also, please review the "Tools Needed" list to be certain you have the necessary tools to complete the installation.

NOTICE TO DEALER AND VEHICLE OWNER

⚠NOTICE Any vehicle equipped with any Rough country product must have the "Warning to Driver" decal installed on the sun visor or dash. The decal is to act as a constant reminder for whoever is operating the vehicle of its unique handling characteristics. INSTALLING DEALER—It is your responsibility to install the warning decal and to forward these installation instructions on too the vehicle owner for review and to be kept in the vehicle for its service life.



trailfortress.com/rough-country-light-bar-mount-51137

21 & Up Bronco Modular Bumper Light Bar Mount

TOOLS NEEDED:

T40 Torx Driver
1/2” Wrench
9/16” Wrench
3/16” Hex Wrench

KIT CONTENTS:

Tube Mount
Light Bar Mount

HARDWARE INCLUDED:

5/16” Hex Head Bolt (1)
5/16” Washer (1)
5/16” Button Head Bolt (3)
5/16” Black Fender Washer (3)
5/16” Nut-Sert (3)
3/8” Nut



trailfortress.com/rough-country-light-bar-mount-51137

Light Bar Mount Installation

1. Park your vehicle on a clean flat surface, engage the parking brake and block the rear tires.
2. **Save all hardware removed from the vehicle unless otherwise noted.**
3. Lay out all and verify all the parts. **Photo 1**
4. **Non light optioned kits**: Skip to step 11
5. **Light optioned kits:** Start by dropping the nut-serts into the holes on the back side of the tube mount. **Photo 2**





6. Take the 5/16” Hex Head bolt, 3/8” nut, and 5/16” washer and assemble as shown. The nut acts as a spacer for installing the nut-sert. **Photo 3**
7. Install onto the nut-sert as shown. **Photo 4**





8. Use a 9/16” wrench to hold the nut still while using a 1/2” socket or wrench to turn the bolt. Do this while applying downward pressure on the nut and washer. Tighten the bolt until the nut-sert is fully seated into the tube. **Photo 5**
9. If you have a nut-sert tool, install the nut-sert using the instructions with the tool. **Photo 6**





trailfortress.com/rough-country-light-bar-mount-51137

10. Install the light bar mount to the tube using the provided 5/16” button head bolts and black fender washers. Center the light bar mount on the tube and tighten the button head hardware using a 3/16” Hex Wrench. Install the lights of choice to the light bar mount using the provided hardware that comes with the lights. **Photo 7 / 8**





11. Remove three factory bolts above the tow hook mounts on the bumper using a T40 Torx driver. Driver side shown. **Photo 9 / 10**





12. Install the assembled mount to the bumper using the removed factory hardware. **Photo 11**
13. Light optioned kits: run wiring to suit under the hood. Tuck wires between the bumper and grill shell. **Photo 12**





By purchasing any item sold by Rough Country, LLC, the buyer expressly warrants that he/she is in compliance with all applicable , State, and Local laws and regulations regarding the purchase, ownership, and use of the item. It shall be the buyers responsibility to comply with all Federal, State and Local laws governing the sales of any items listed, illustrated or sold. The buyer expressly agrees to indemnify and hold harmless Rough Country, LLC for all claims resulting directly or indirectly from the purchase, ownership, or use of the items.

trailfortress.com/rough-country-light-bar-mount-51137