TRAIL FORTRESS

BUILT FOR THE TRAIL. CHECKED FOR YOUR TRUCK.

Rough Country 51121 Installation Instructions

Center Console Molle Panel for Ford Bronco (2021–2025)

Part number: 51121

trailfortress.com/center-console-molle-panel-ford-bronco-rough-country-51121

Scan for fitment, price and install help

ROUGH COUNTRY
SUSPENSION SYSTEMS®

921511210

FORD 2021-23 Bronco Center Console Molle Panel

Thank you for choosing Rough Country for all your vehicle needs.

Please read instructions before beginning installation. Check the kit hardware against the kit contents shown below. Be sure you have all needed parts and know where they go.
If question exist, please call us @1-800-222-7023. We will be happy to answer any questions concerning this product.
Check all fasteners for proper torque. Check to ensure for adequate clearance between all components.
Periodically check all hardware for tightness.

KIT CONTENTS:
Molle Panel x1

TOOLS NEEDED:
Phillips Bit Driver

HARDWARE INCLUDED:
Phillips Head Screws x8
Spacers x8



Torque Specs:

Size	Grade 5	Grade 8	Size	Class 8.8	Class 10.9
5/16”	15 ft/lbs	20ft/lbs	6MM	5ft/lbs	9ft/lbs
3/8”	30 ft/lbs	35ft/lbs	8MM	18ft/lbs	23ft/lbs
7/16”	45 ft/lbs	60ft/lbs	10MM	32ft/lbs	45ft/lbs
1/2”	65 ft/lbs	90ft/lbs	12MM	55ft/lbs	75ft/lbs
9/16”	95 ft/lbs	130ft/lbs	14MM	85ft/lbs	120ft/lbs
5/8”	135ft/lbs	175ft/lbs	16MM	130ft/lbs	165ft/lbs
3/4”	185ft/lbs	280ft/lbs	18MM	170ft/lbs	240ft/lbs

INSTALLATION INSTRUCTONS

1. Wipe away any dust or debris from the side of the console. **See Photo 1.**
2. Place the Molle panel onto the side of the console in the desired position. **See Photo 2.**





3. Place (2) of the spacers in-between the molle panel and the console on the upper two mounting holes. **See Photo 3.**
4. Secure the Molle panel to the console using a Philips bit driver and the supplied screws in the (2) upper mounting holes. **See Photos 4-5.**





5. Secure the (2) lower mounting holes to the console. Place (1) of the spacers behind each mounting hole and secure using a Philips bit driver and the supplied screws in the (2) lower mounting holes. **See Photos 6.**





By purchasing any item sold by Rough Country, LLC, the buyer expressly warrants that he/she is in compliance with all applicable, State, and Local laws and regulations regarding the purchase, ownership, and use of the item. It shall be the buyers responsibility to comply with all Federal, State and Local laws governing the sales of any items listed, illustrated or sold. The buyer expressly agrees to indemnify and hold harmless Rough Country, LLC for all claims resulting directly or indirectly from the purchase, ownership, or use of the items.