TRAIL FORTRESS

BUILT FOR THE TRAIL. CHECKED FOR YOUR TRUCK.

Rough Country 21015 Installation Instructions

Oval Nerf Steps for 2020–2025 Jeep Gladiator 4WD

Part number: 21015

trailfortress.com/rough-country-oval-nerf-steps-21015

Scan for fitment, price and install help

922101500

JEEP 2020-23 GLADIATOR JT OVAL NERF STEP

Thank you for choosing Rough Country for all your vehicle needs.

Please read instructions before beginning installation. Check the kit hardware against the kit contents shown below. Be sure you have all needed parts and know where they go.
If question exist, please call us @1-800-222-7023. We will be happy to answer any questions concerning this product.
Check all fasteners for proper torque. Check to ensure for adequate clearance between all components.
Periodically check all hardware for tightness.

Kit Contents

2 - Step Boards
1 - Front Driver Bracket A
1 - Front Driver Bracket B
1 - Middle Driver Bracket A
1 - Middle Driver Bracket B
1 - Rear Driver Bracket A
1 - Rear Driver Bracket B
1 - Front Passenger Bracket A
1 - Front Passenger Bracket B
1 - Middle Passenger Bracket A
1 - Middle Passenger Bracket B
1 - Rear Passenger Bracket A
1 - Rear Passenger Bracket B

Hardware Included:

6-10mm x 30mm Hex Bolts
12-10mm Flat Washers
6-10mm Nylon Lock Nuts
12-8mm Combo Bolts
6-8mm x 35mm Hex Bolts
6-8mm Flat Washers
6-8mm Lock Washers
12-6mm x 25mm Hex Bolts
24-6mm Flat Washers
12-6mm Nylon Lock Nuts

Tools Needed:

10mm Wrench / Socket
13mm Wrench / Socket



Torque Specs:

Size	Grade 5	Grade 8	Size	Class 8.8	Class 10.9
5/16”	15 ft/lbs	20ft/lbs	6MM	5ft/lbs	9ft/lbs
3/8”	30 ft/lbs	35ft/lbs	8MM	18ft/lbs	23ft/lbs
7/16”	45 ft/lbs	60ft/lbs	10MM	32ft/lbs	45ft/lbs
1/2”	65 ft/lbs	90ft/lbs	12MM	55ft/lbs	75ft/lbs
9/16”	95 ft/lbs	130ft/lbs	14MM	85ft/lbs	120ft/lbs
5/8”	135ft/lbs	175ft/lbs	16MM	130ft/lbs	165ft/lbs
3/4”	185ft/lbs	280ft/lbs	18MM	170ft/lbs	240ft/lbs

Bracket Orientation / Location













INSTALLATION INSTRUCTiONS

1. Before beginning installation, make sure bracket pairs match what is shown on **Page 2.**
2. Install front driver pinch weld bracket through the holes in the pinch weld with supplied 6mm bolts, nuts, and washers using a 10mm wrench. Do not fully tighten at this time. **See Photo 1.**
3. Use supplied 8mm bolts and washers to attach the front driver vertical step bracket to the pinch weld bracket and to the threaded hole in the underside of the kicker panel with a 13mm wrench. Do not fully tighten at this time. **See Photo 2.**





4. Install middle driver pinch weld bracket through the holes in the pinch weld with supplied 6mm bolts, nuts, and washers using a 10mm wrench. Do not fully tighten at this time. **See Photo 3.**
5. Use supplied 8mm bolts and washers to attach the middle driver vertical step bracket to the pinch weld bracket and to the threaded hole in the underside of the kicker panel with a 13mm wrench. Do not fully tighten at this time. **See Photo 4.**





6. Install rear driver pinch weld bracket through the holes in the pinch weld with supplied 6mm bolts, nuts, and washers using a 10mm wrench. Do not fully tighten at this time. **See Photo 5.**
7. Use supplied 6mm bolts and washers to attach the rear driver vertical step bracket to the pinch weld bracket and to the threaded hole in the underside of the kicker panel with a 13mm wrench. Do not fully tighten at this time. **See Photo 6.**





8. Install the driver side step to the brackets with the supplied 8mm bolts and washers with a 13mm wrench. **NOTE:** The steps have three sets of holes to mount to the brackets. The side with two sets of holes closer together go towards the front. **See Photo 7.**
9. Repeat Steps 2-8 for passenger side.
10. Fully tighten hardware when desired fitment has been achieved.



Photo 7

Secure step to brackets.

By purchasing any item sold by Rough Country, LLC, the buyer expressly warrants that he/she is in compliance with all applicable, State, and Local laws and regulations regarding the purchase, ownership, and use of the item. It shall be the buyers responsibility to comply with all Federal, State and Local laws governing the sales of any items listed, illustrated or sold. The buyer expressly agrees to indemnify and hold harmless Rough Country, LLC for all claims resulting directly or indirectly from the purchase, ownership, or use of the items.