Rough Country 1108 Installation Instructions

Steering Stabilizer Relocation Bracket for 2007-2017 Jeep Wrangler

Part number: 1108

trailfortress.com/rough-country-steering-stabilizer-relocation-bracket-1108

Scan for fitment, price and install help

JEEP JK STABILIZER KIT

KIT CONTENTS:	TOOLS NEEDED:	TORQUE SPECS:	
1- Axle bracket	18mm Socket / Wrench	⅜”	30 ft/lbs - 35 ft/lbs
1-Stabilizer Cylinder	21mm Socket / Wrench	½”	65 ft/lbs - 75 ft/lbs

1—Kit Bag Containing
- 1-3/8” x 1. 1/4” Bolt
- 1-3/8” Flat Washer
- 1-3/8” Flange Lock Nut
- 1-1/2” x 2 1/2” Bolt
- 1-1/2” Flat Washer
- 1-1/2” Lock Nut

STABILIZER INSTALLATION INSTRUCTIONS

1. Remove the factory stabilizer from the axle using a 18mm socket. **See Photo 1.** Retain the factory hardware for reuse if reusing the factory stabilizer.
2. Remove the factory track bar from the axle mount using a 18mm socket. Retain the factory hardware for reuse.
3. Place the new bracket on the axle mount as shown in **Photo 2** and place the track rod in the axle mount and secure with the factory track rod bolt. Do not tighten at this time.





4. Install the supplied 3/8” x 1 1/4” bolt , flat washer and flange lock nut on the stabilizer bracket as shown in **Photo 3** and tighten hardware.
5. Install stabilizer in the mount with the supplied 1/2” x 2 1/2” bolt if using Rough Country stabilizer and if using the factory stabilizer reuse the factory hardware. **See Photo 4.**





6. Using a 15mm socket, loosen the tie rod mount and rotate it so the stabilizer mounting bolt is pointing upward. Snug the tie rod mount. **See Photo 5.**
7. Attach the stabilizer to the mount using the factory hardware and tighten.
8. Turn the wheels all the way to the right and adjust the tie rod mounting bracket so that there is only 1" of the stabilizer shaft showing. Tighten the tie rod mounting bracket using a 15mm socket.
9. Perform a steering sweep, by moving the steering from lock to lock, to make sure the stabilizer does not come in contact with anything.



By purchasing any item sold by Rough Country, LLC, the buyer expressly warrants that he/she is in compliance with all applicable , State, and Local laws and regulations regarding the purchase, ownership, and use of the item. It shall be the buyers responsibility to comply with all Federal, State and Local laws governing the sales of any items listed, illustrated or sold. The buyer expressly agrees to indemnify and hold harmless Rough Country, LLC for all claims resulting directly or indirectly from the purchase, ownership, or use of the items.