TRAIL FORTRESS

BUILT FOR THE TRAIL. CHECKED FOR YOUR TRUCK.

Rough Country 11061 Installation Instructions

Forged Adjustable Front Track Bar for Jeep Wrangler (2018-2025)

Part number: 11061

trailfortress.com/forged-front-track-bar-jeep-wrangler-jl-and-gladiator-rough-country-11061

Scan for fitment, price and install help

ROUGH COUNTRY SUSPENSION SYSTEMS®

JEEP JL 2 1/2” - 6” FORGED FRONT TRACK BAR

Thank you for choosing Rough Country for your suspension needs.

In addition to these instructions, professional knowledge of disassemble/reassembly procedures as well as post installation checks must be known. Please read instructions before beginning installation. Check the kit hardware against the parts list. Be sure you have all needed parts and know where they go. Also please review tools needed list and make sure you have needed tools. If question exist we will be happy to answer any questions concerning the design, function, and correct use of our products by calling 1-800-222-7023.

Parts Included:
1-Track Bar Assembled

Tools Needed:
21mm Socket / Wrench
17mm Socket/Wrench
Torque Wrench



POST INSTALLATION
All components must be retightened after 500 miles, and every three thousand miles after installation.

INSTALLATION INSTRUCTIONS

1. Using a 21mm socket, remove bolt securing the front track bar to the frame. Retain stock hardware. **See Photo 1.**
2. Remove the track bar from the axle using a 21mm wrench. Retain the hardware for reuse. **See Photo 2.**







3. Install the new track bar into stock frame bracket using the stock hardware. Check to make sure the body is centered over the axle and install the lower end of the new track rod on the axle as shown in **Photo 3.** Torque fasteners to 125ft -lbs. **It may be necessary to turn the steering wheel to align the track rod end with the axle. *Note* Make sure the jeep is sitting on the ground at ride height before tightening track bar bolts.**
4. Tighten the pinch clamps on the track bar with a 17mm socket and wrench. Make sure the pinch clamp and bolts do not come in contact with anything during suspension travel.

Thank you for using Rough Country Suspension for your off road needs!!