TRAIL FORTRESS

BUILT FOR THE TRAIL. CHECKED FOR YOUR TRUCK.

Rough Country 11016 Installation Instructions

22mm Adjustable Forged Tie Rod Assemblies (Pair)

Part number: 11016

trailfortress.com/22mm-adjustable-forged-tie-rod-assemblies-pair-rough-country-11016

Scan for fitment, price and install help

921110150

ROUGH COUNTRY
SUSPENSION SYSTEMS®

GM 2001-19 2500 HD Tie Rod

Thank you for choosing Rough Country for all your vehicle needs.

Please read instructions before beginning installation. Check the kit hardware against the kit contents shown below. Be sure you have all needed parts and know where they go.
If question exist, please call us @1-800-222-7023. We will be happy to answer any questions concerning this product.
Check all fasteners for proper torque. Check to ensure for adequate clearance between all components.
Periodically check all hardware for tightness.

Kit Contents:
Tie Rod Assemblies x2

Tools Needed:
21mm Wrench
2in Wrench
Large Adjustable Wrench



Torque Specs:

Size	Grade 5	Grade 8	Size	Class 8.8	Class 10.9
5/16”	15 ft/lbs	20ft/lbs	6MM	5ft/lbs	9ft/lbs
3/8”	30 ft/lbs	35ft/lbs	8MM	18ft/lbs	23ft/lbs
7/16”	45 ft/lbs	60ft/lbs	10MM	32ft/lbs	45ft/lbs
1/2”	65 ft/lbs	90ft/lbs	12MM	55ft/lbs	75ft/lbs
9/16”	95 ft/lbs	130ft/lbs	14MM	85ft/lbs	120ft/lbs
5/8”	135ft/lbs	175ft/lbs	16MM	130ft/lbs	165ft/lbs
3/4”	185ft/lbs	280ft/lbs	18MM	170ft/lbs	240ft/lbs

INSTALLATION INSTRUCTIONS

1. Remove outer tie rod end by removing the cotter pin from the castle nut and using a 21mm wrench. **See Photo 1**.
2. Strike the knuckle with a hammer to loosen the tie rod end and remove the end from the knuckle. **See Photo 2**.





3. Remove the inner tie rod end by loosening the nut with a large adjustable wrench. **See Photo 3**.
4. Install the supplied Rough Country tie rod using a 2in wrench. **See Photo 4**.





5. Install the outer tie rod with the supplied hardware using a 21mm wrench. **See Photo 5**.
6. Grease the tie rod end ball joint.





7. Align vehicle.
8. Check tie rods after the first 500 miles and during subsequent routine maintenance.

By purchasing any item sold by Rough Country, LLC, the buyer expressly warrants that he/she is in compliance with all applicable, State, and Local laws and regulations regarding the purchase, ownership, and use of the item. It shall be the buyers responsibility to comply with all Federal, State and Local laws governing the sales of any items listed, illustrated or sold. The buyer expressly agrees to indemnify and hold harmless Rough Country, LLC for all claims resulting directly or indirectly from the purchase, ownership, or use of the items.