TRAIL FORTRESS

BUILT FOR THE TRAIL. CHECKED FOR YOUR TRUCK.

Rough Country 10628 Installation Instructions

M220 Diff Skid Plate for 2018–2025 Jeep Wrangler 4WD

Part number: 10628

trailfortress.com/rough-country-m220-diff-skid-10628

Scan for fitment, price and install help

921106280

ROUGH COUNTRY SUSPENSION SYSTEMS®

JEEP JL Rubicon M220 Rear Diff Skid Plate

Thank you for choosing Rough Country for all your vehicle needs.

Rough Country recommends that a certified technician install this system. In addition to these instructions, professional knowledge of disassemble/reassembly procedures as well as post installation checks must be known. Attempts to install this system without this knowledge and expertise may jeopardize the integrity and/or operating safety of the vehicle. Please read all the instructions before beginning the installation. Check the kit hardware against the ''Kit Contents'' list below. If question exist, please call us @1-800-222-7023. We will be happy to answer any questions concerning this product. Check all fasteners for proper torque. Check to ensure for adequate clearance between all components. Check and retighten wheels at 50 miles and again at 500 miles. Periodically check all hardware for tightness. Be sure you have all the needed parts and understand where they go. Also, please review the "Tools Needed" list to be certain you have the necessary tools to complete the installation.

PRODUCT USE INFORMATION

As a general rule, the taller a vehicle is the easier it will roll. We strongly recommend that seat belts and shoulder harnesses be worn at all times. Braking performance and capabilities are decreased when significantly larger/heavier tires and wheels are used. Do not add, alter, or fabricate any factory or after-market parts which increase vehicle height over the intended height of the Rough Country product purchased. Rough Country makes no claims regarding lifting devices and excludes any and all implied claims. We will not be responsible for any product that is altered.

NOTICE TO DEALER AND VEHICLE OWNER

Any vehicle equipped with any Rough country product must have the "Warning to Driver" decal installed on the sun visor or dash. The decal is to act as a constant reminder for whoever is operating the vehicle of its unique handling characteristics. INSTALLING DEALER—It is your responsibility to install the warning decal and to forward these installation instructions on too the vehicle owner for review and to be kept in the vehicle for its service life.

Kit Contents:
Rear Diff Skid Plate x1
Diff Skid Plate Clamp x1

Tools Needed:
9/16" Socket/Wrench
13mm Socket



Hardware Included:
0.375-16x1.5 Bolt x2
0.375in Washer x4
0.375-16 Nylock Nut x2
8MM-1.25x25MM Bolt x4
8MM Flat Washer x4

Torque Specs:

Size	Grade 5	Grade 8	Size	Class 8.8	Class 10.9
5/16"	15 ft/lbs	20ft/lbs	6MM	5ft/lbs	9ft/lbs
3/8"	30 ft/lbs	35ft/lbs	8MM	18ft/lbs	23ft/lbs
7/16"	45 ft/lbs	60ft/lbs	10MM	32ft/lbs	45ft/lbs
1/2"	65 ft/lbs	90ft/lbs	12MM	55ft/lbs	75ft/lbs
9/16"	95 ft/lbs	130ft/lbs	14MM	85ft/lbs	120ft/lbs
5/8"	135ft/lbs	175ft/lbs	16MM	130ft/lbs	165ft/lbs
3/4"	185ft/lbs	280ft/lbs	18MM	170ft/lbs	240ft/lbs

INSTALLATION INSTRUCTONS

1. Jack up the rear of the vehicle and place jack stands under the frame rails.
2. Remove the four diff bolts at the bottom of the diff for mounting the skid plate. **See Photo 1**.
3. Install the skid plate using the supplied 8MM-1.25x25MM bolts and washers. Tighten using a 13mm socket. **See Photo 2**.





4. Install the supplied Skid Plate Clamp over the front of the diff using the supplied 0.375-16x1.5 bolts, nuts, and washers. Tighten using a 9/16” socket/wrench. **See Photo 3**.





By purchasing any item sold by Rough Country, LLC, the buyer expressly warrants that he/she is in compliance with all applicable, State, and Local laws and regulations regarding the purchase, ownership, and use of the item. It shall be the buyers responsibility to comply with all Federal, State and Local laws governing the sales of any items listed, illustrated or sold. The buyer expressly agrees to indemnify and hold harmless Rough Country, LLC for all claims resulting directly or indirectly from the purchase, ownership, or use of the items.