TRAIL FORTRESS

BUILT FOR THE TRAIL. CHECKED FOR YOUR TRUCK.

Rough Country 10517 Installation Instructions

Rear Seat Support for 2007-2017 Jeep Wrangler Unlimited

Part number: 10517

trailfortress.com/rough-country-seat-support-10517

Scan for fitment, price and install help

ROUGH COUNTRY
SUSPENSION SYSTEMS®

JEEP JK Rear Seat Support

Thank you for choosing Rough Country for all your suspension needs.

NOTICE Please read instructions before beginning installation. Check the kit hardware against the kit contents shown below. Be sure you have all needed parts and know where they go.

KIT CONTENTS
Seat Support Plate
(3) Black Cable Ties



Tools Needed:
Side Cutters

INSTALLATION INSTRUCTIONS

1. Locate the 2 seat frame rods under the middle rear seat. **See Photo 1.**
2. Slide the Rough Country seat support bracket between the seat foam and the seat frame. **See Photo 2.**


PHOTO 1


PHOTO 2

3. Secure the seat support with the supplied cable ties. Trim excess from cable ties using side cutters. **See Photo 3**.


PHOTO 3

By purchasing any item sold by Rough Country, LLC, the buyer expressly warrants that he/she is in compliance with all applicable Federal, State, and Local laws and regulations regarding the purchase, ownership, and use of the item. It shall be the buyers responsibility to comply with all Federal, State and Local laws governing the sales of any items listed, illustrated or sold. The buyer expressly agrees to indemnify and hold harmless Rough Country, LLC for all claims resulting directly or indirectly from the purchase, ownership, or use of the items.