RIGID Industries 940314 Installation Instructions

SR-Series PRO 40 Inch, Spot/Flood Combo, Black

Part number: 940314

trailfortress.com/rigid-industries-sr-series-pro-led-light-spot-flood-combo-40-inch-black-housing-940314

Scan for fitment, price and install help

SR-SERIES

INSTRUCTIONS



Thank you and congratulations on purchasing an SR-Series LED Light bar! With Rigid's patented optics systems, the SR-Series provides a low profile, yet high power lighting capability. Your new light is a true example of the highest in LED lighting technology. Thank you for supporting **Rigid Industries** and enjoy your new LED Light Bar!

In The Box:

A = 1/4" Nylon Locknuts (2)
B = Short Mounting Bracket (2)
Tall Mounting Bracket (2)
C = Compression Spacers (2)
(already installed)
D = Light Bar

Also Included:
Wiring Harness & Warranty Card

RIGIDINDUSTRIES.COM

FUSE CHART						
LIGHT	6"	10"	20"	30"	40"	50"
AMPS	5	10	15	15	15	15



1 The SR-Series comes with the short mount, or tall mount options. Use the short for mounting under the housing, and tall for mounting behind the housing at a 90 degree angle. Ensure compression spacer is installed or damage to housing can occur. Light must be mounted with fins upward or light output will be compromised.

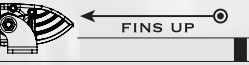

2 Attach red eyelet to battery +, or any 12VDC source. Secure black eyelet to a suitable ground or battery negative. Route harness to desired switch and mounting locations, secure with zip ties. Beware of sharp edges, abrasive surfaces and heat sources when routing wires. Use diagram below to verify correct wiring to switch. Use the fuse chart above to ensure correct fuse.

3 When installing Rigid Industries lights on a 24V system, be sure to use a 24V relay. When installing multiple lights, be sure you have adequate fusing. You will need 5 amps of fusing for every 10 inches of light bar. Finally, test light(s) to ensure proper operation. Contact technical support for installation questions (480) 655-0100.

- Mount switch inside cab.
- Secure eyelets to battery.
- Wire switch as follows:
  - -Black (to gold prong)
  - -Blue (Middle prong)
  - -Red (Remaining prong)



trailfortress.com/rigid-industries-sr-series-pro-led-light-spot-flood-combo-40-inch-black-housing-940314