ICON Vehicle Dynamics 27821P Installation Instructions

2.5 Remote Reservoir Front Shocks, Gladiator and Wrangler JL

Part number: 27821P

trailfortress.com/2-5-remote-reservoir-front-shocks-gladiator-and-wrangler-jl-icon-vehicle-dynamics-27821p

Scan for fitment, price and install help

ICON VEHICLE DYNAMICS®
7929 Lincoln Ave. Riverside, CA 92504
Phone: 951.689.ICON | Fax: 951.689.1016

27821P INSTALLATION INSTRUCTIONS

2-22-2023 REV.F

PART #	DESCRIPTION
27821P	18-UP JL 2.5" LIFT FRONT REMOTE RESERVOIR 2.5 SHOCK PAIR

COMPONENTS INCLUDED

(1) 124953RD 18+ JL 2.5" LIFT FRONT REMOTE RESERVOIR 2.5 SHOCK DRVR
(1) 124953RP 18+ JL 2.5" LIFT FRONT REMOTE RESERVOIR 2.5 SHOCK PASS
(1) 120050D 18+ JL JT RESI MOUNT DRVR
(1) 120050P 18+ JL JT RESI MOUNT PASS
(1) 120052D 18+ JL JT RESI HEAT SHIELD DRVR
(1) 120052P 18+ JL JT RESI HEAT SHIELD PASS
(1) 611051 STAINLESS HOSE CLAMP KIT

HARDWARE INCLUDED

(18) 605004 #10 SAE FLAT WASHER
(6) 605036 10-32 X .500 BUTTON HEAD SCREW
(6) 605042 10-32 NYLOCK NUT
(4) 605144 3/8-12 X .75 FLANGED SELF TAPPING SCREW

TOOLS REQUIRED

FLOOR JACK
OSCILLATING SAW
TORQUE WRENCH
11/32 DRILL BIT
CENTER PUNCH
1/8" ALLEN
3/8" SOCKET / WRENCH
5/16" SOCKET / WRENCH
9/16" SOCKET / WRENCH
18MM SOCKET / WRENCH

TECH NOTES

1. THIS SHOCK REQUIRES AT LEAST 1" OF BUMPSTOP SPACER TO AVOID DAMAGE.

2. YOUR ICON SHOCK ASSEMBLIES COME FACTORY CHANGED TO 150 PSI. RELEASING NITROGEN PRESSURE MAY LEAD TO SHOCK MALFUNCTION AND REDUCED RIDE QUALITY. FAILURE CAUSED BY LOW NITROGEN PRESSURE IS NOT COVERED UNDER ICON'S WARRANTY POLICY.

3. SHOCKS ARE INTENDED FOR 3.6L V6 ONLY.



WARNING!

*** READ ALL INSTRUCTIONS THOROUGHLY FROM START TO FINISH BEFORE BEGINNING INSTALLATION! IF THESE INSTRUCTIONS ARE NOT PROPERLY FOLLOWED SEVERE FRAME, SUSPENSION AND TIRE DAMAGE MAY RESULT TO THE VEHICLE!*

*** ICON VEHICLE DYNAMICS RECOMMENDS THAT YOU EXERCISE EXTREME CAUTION WHEN WORKING UNDER A VEHICLE THAT IS SUPPORTED WITH JACK STANDS.*

*** ICON VEHICLE DYNAMICS RECOMMENDS ALL INSTALLATION TO BE PERFORMED BY A PROFESSIONAL SHOP/SERVICE TECHNICIAN. PRODUCT FAILURE CAUSED BY IMPROPER INSTALLATION WILL NOT BE COVERED UNDER ICON'S WARRANTY POLICY.*

INSTALLATION

1. Remove the factory rear shock using a 18mm. **[FIGURE 1]**

FIG.1



2. Using factory hardware, install the 2.5" front shocks with the long spacers towards the frame. Shocks are labeled DRVR & PASS. Use a 18mm and torque to factory spec. **[FIGURE 2]**

FIG.2



trailfortress.com/2-5-remote-reservoir-front-shocks-gladiator-and-wrangler-jl-icon-vehicle-dynamics-27821p

3. Assemble the heat shields (PN: 120052D/P) to the reservoir brackets (PN: 120050D/P). Position the button head screws (PN: 605036) through the reservoir bracket. Place 3 washers (PN: 605004) on each of the screws. Position the heat shield and start the nuts (PN: 605042). Torque to 45 in-lbs using a 1/8 Allen and a 3/8. **[FIGURE 3 & 4]**

FIG.3





FIG.4

4. Position the reservoir bracket over the opening in the side of the frame rail. Line up the curvature of the bracket with the curvature of the top of the window in the side of the frame. Mark the hole locations using a marker. Remove the bracket. **[FIGURE 5]**

FIG.5



5. Center punch and drill the holes using a 11/32 drill bit. Use a 9/16 and the self tapping screws (PN: 605144) to form the threads.

6. Mount the reservoir bracket to the frame using the self tapping screws. Torque to 18 ft-lbs using a 9/16.

7. Mount the reservoir to the bracket using the supplied hose clamps and a 5/16.

8. Trim the fender liner as necessary using an oscillating saw.

VERIFY ALL FASTENERS ARE PROPERLY TORQUED BEFORE DRIVING VEHICLE.

RETORQUE ALL NUTS, BOLTS AND LUGS AFTER 100 MILES AND PERIODICALLY THEREAFTER.

trailfortress.com/2-5-remote-reservoir-front-shocks-gladiator-and-wrangler-jl-icon-vehicle-dynamics-27821p

2.5 VS SERIES SHOCK & COILOVER TECHNICAL INFORMATION

MAINTENANCE

ICON shock absorbers are a high quality rebuildable race style shock absorber designed for optimal performance. With a unit of this caliber on your vehicle, routine maintenance is required to keep them looking and operating in like new condition. Residual oil and assembly lube may be present at all seal paths from the factory out of the box and is considered normal. Pooling of oil however is not acceptable at any time and one should contact the ICON dealer where purchased.

BELOW ARE GUIDELINES BASED ON HOW YOU USE YOUR VEHICLE BUT YOUR MILEAGE MAY VARY:

STREET USE:
- Send in for factory servicing every 40,000 miles or if a leak develops, ride quality decreases, or they begin to make excessive noise.
- Remove any buildup of road salt, mud, or debris from shocks and coil springs anytime accrued
- Clean with mild soap and water with each oil change or anytime you notice build up.
- Wax the cylinders yearly with automotive wax to prevent corrosion.
- Check nitrogen pressure yearly. (252004 charge needle assembly available at any ICON distributor)
- Check bearings for excessive wear yearly.
- DO NOT apply any type of lube to the upper and lower bearings.

STREET/DIRT:
- Send in for factory servicing every 15,000 miles or if a leak develops, ride quality decreases, or they begin to make excessive noise.
- Clean with mild soap and water with each oil change, offroad trip, or anytime you notice build up.
- Wax the cylinders yearly with automotive wax to prevent corrosion.
- Check nitrogen pressure each dirt outing. (252004 charge needle assembly available at any ICON distributor)
- Check bearings for excessive wear yearly.
- DO NOT apply any type of lube to the upper and lower bearings.

DIRT USE:
- Send in for factory servicing every 1,000 miles.
- Check nitrogen pressure each outing. (252004 charge needle assembly available at any ICON distributor)
- Remove any buildup of mud or debris from shocks and coil springs after every outing.

SELF-SERVICE:
- Contact ICON for service kits & tools at (951) 689-4266.

PRODUCT REGISTRATION

Please visit: http://www.iconvehicledynamics.com/tech-support/registration/ to register your product.

ICON VEHICLE DYNAMICS SHOCK ABSORBER WARRANTY

This shock absorber has a 1 year warranty against any manufacturer's defects. If a shock fails within the initial year of ownership, the shock must be shipped to ICON Vehicle Dynamics for inspection and service. If a shock is inspected and it has been determined the shock failed due to neglect, damage caused by improper installation or any other reason besides "normal wear and tear", the owner of said shock is responsible for all service costs. This includes labor, parts, and shipping.

ICON Vehicle Dynamics warrants to the original retail purchaser who owns the vehicle on which the product was originally installed. ICON Vehicle Dynamics does not warrant the product for finish, alterations, modifications and/or installation contrary to ICON Vehicle Dynamics instructions. ICON Vehicle Dynamics products are not designed, nor are they intended to be installed on vehicles used in race applications, for racing purposes or for similar activities. (A "race" is defined as any contest between two or more vehicles, or a contest of one or more vehicles against the clock, whether or not such contest is for a prize). This warranty does not include coverage for police or taxi vehicles, race vehicles, or vehicles used for government or commercial purposes. Also excluded from this warranty are sales outside of the United States of America and Canada.

ICON Vehicle Dynamics' obligation under this warranty is limited to the repair or replacement, at ICON Vehicle Dynamics' discretion, of the defective product. Any and all costs of removal, installation or re-installation, freight charges and incidental or consequential damages are expressly excluded from this warranty. Items that are subject to wear are not considered defective when worn and are not covered.

ICON Vehicle Dynamics components must be installed as a complete kit as shown in our current application guide. Any substitutions or exemptions of required components will immediately void the warranty. Some finish damage may happen to parts during shipping and is not covered under warranty.

This warranty is expressly in lieu of all other warranties expressed or implied. This warranty shall not apply to any product that has been improperly installed, modified or customized subject to accident, negligence, abuse or misuse.

To send a shock in for warranty please visit our website http://www.iconvehicledynamics.com/tech-support/shock-service/

ICON VEHICLE DYNAMICS®
PERFORMANCE SUSPENSION SYSTEMS AND SHOCK ABSORBERS

7929 Lincoln Ave. Riverside, CA 92504 Phone: 951.689.ICON Fax: 951.689.1016
www.iconvehicledynamics.com

FOLLOW US ON FACEBOOK!

trailfortress.com/2-5-remote-reservoir-front-shocks-gladiator-and-wrangler-jl-icon-vehicle-dynamics-27821p