DV8 Offroad SRBR-01 Installation Instructions

FS-15 Series Rock Sliders for Ford Bronco (2021-2023)

Part number: SRBR-01

trailfortress.com/dv8-offroad-2021-22-ford-bronco-fs15-series-rock-sliders-srbr01

Scan for fitment, price and install help

6400 SYCAMORE CANYON BLVD.
RIVERSIDE, CALIFORNIA 92507
855-680-9595
WWW.DV8OFFROAD.COM

PRODUCT
INSTALLATION MANUAL

4-Door Rock Sliders

2021+ FORD BRONCO
SRBR-01



TOOLS REQUIRED

- 15mm Socket
- 10” Socket Extension

SKILL LEVEL

- Novice/Intermediate
- 2 people

Some skill level required. Additional help will be needed for this install

TIME REQUIRED

- 1 Hour

Time to install this should take about an hour

WARNINGS/CAUTIONS BEFORE STARTING INSTALLATION

Before you install this kit — Read and understand all instructions, warnings, cautions, and notes contained in this installation instruction guide. Consult your vehicle owner’s manual for proper disconnection of electrical and lifting of vehicle if required for installation of this product.

This install may require some technical skills and knowledge of basic mechanical work. If you do not feel that you are capable of performing this install please take this product to a trained professional.

After reading this guide please contact us with any questions or concerns before installing product.
Customer Service: 855-680-9595

DV8 Offroad is not responsible for any bodily injury or harm to you or your vehicle as a result of an improper install.

Proper installation of this kit required knowledge of the factory recommended procedures for removal and installation of original equipment components. We recommend that the factory shop manual and any special tools needed to service your vehicle be on hand during the installation. Installation of this kit without proper knowledge of the factory recommended procedures may affect the performance of these components and the safety of the vehicle

• Always wear eye protection when operating power tools

Inspect all contents of this package to make sure product is not damaged and all installation hardware has been included. If parts are missing from kit, please be prepared to provide the following information

1. Name of purchase location
2. Bar Code on side of box
3. Date above bar code
4. Date inside box cover

trailfortress.com/dv8-offroad-2021-22-ford-bronco-fs15-series-rock-sliders-srbr01

STEP 1

Begin by unpacking all items and inspecting for missing pieces or damage. If you have any concerns, please contact the company the product was purchased from.



STEP 2

Remove any factory sliders, steps, or rock rails if equipped since they cannot be used with our sliders. Broncos with factory equipped rock sliders will have brackets for mounting on the underside of the vehicle, these can remain on or be removed with our sliders using a 13mm socket.



STEP 3

On the front body mount, use a 15mm socket to remove the two bolts just outside of the main body mount bolt. When bolt bolts are removed, and small metal plate will become free. Remove this plate and set off to the side since it will not be reused.



STEP 4

Remove the two outside bolts on the rear body mount using a 15mm socket.



STEP 5

With additional help, hold the slider up to the body mounts so that slider is positioned over the studs. (Large mount on slider will be used on the rear mount) Using the factory hardware tighten the nuts to 50ft lbs.

Note: You will need to use at minimum a 10" extension to reach to the nuts on the rear mount.





STEP 6

Double check all hardware is secure, and the sliders are tight.

